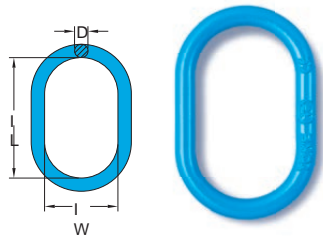


G-100 Oblong Master Link

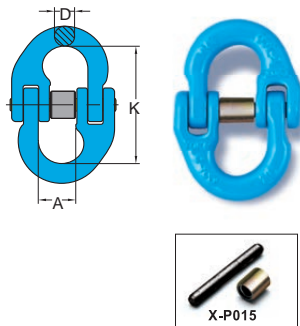


★ Forged Oblong Master Links

★ Design factor 4:1 proof tested and certified

Size	WLL β 0-45° LBS	For Grade 100 Chain (mm)		Dimensions (mm)			N.W. kg
		1 Leg	2 Leg	D	IL	IW	
3/8"	3,700	7/32"	--	11	100	60	0.2
1/2"	9,250	9/32"-5/16"	7/32"	14	120	70	0.5
5/8"	11,250	3/8"	9/32"-5/16"	17	140	80	0.7
3/4"	16,900	1/2"	3/8"	19	150	90	1.1
7/8"	19,000	1/2"	3/8"	22	160	95	1.5
1"	32,500	5/8"	1/2"	25	190	110	2.3
1-1/8"	33,000	5/8"	1/2"	28	180	105	2.7
1-1/4"	48,400	3/4"	5/8"	30	200	120	3.5
1-3/8"	50,600	7/8"	5/8"	34	240	140	5.3
1-1/2"	69,400	1"	3/4"	38	250	150	7.4
1-5/8"	78,200	1"	3/4"	40	250	150	8.2
1-3/4"	105,700	1-1/4"	7/8"	45	300	180	12.3

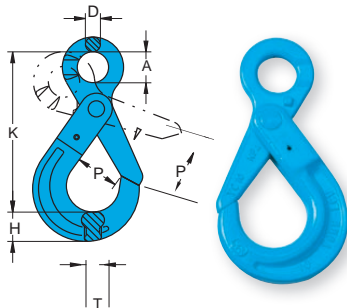
G-100 Connecting Link



★ Design factor 4:1 proof tested and certified.

Item No.	Working Load Limit LBS	For Grade 100 Chain mm	Dimensions (mm)				N.W. kg
			A	B	D	K	
7/32"	3,200	6	15	18	7	45	0.08
9/32"-5/16"	5,700	7, 8	18	25	9	59	0.2
3/8"	8,800	10	25	28	11	69	0.3
1/2"	15,000	13	30	38	16	92	0.7
5/8"	22,600	16	36	41	19	101	1.2
3/4"	35,300	20	42	50	23	122	2.1
7/8"	42,700	22	49	63	24	152	3.5
1"	59,700	26	55	66	30	162	4.8
1-1/4"	90,400	32	69	85	36	203	9.0

G-100 Eye Self Locking Hook



★ Design factor 4:1 proof tested and certified.

Item No.	Working Load Limit LBS*	For Grade 100 Chain mm	Dimensions (mm)						N.W. kg
			A	D	H	K	P	T	
7/32"	3,200	6	21	10	19	110	28	15	0.5
9/32"-5/16"	5,700	7, 8	25	11	24	136	34	20	0.8
3/8"	8,800	10	32	13	30	167	44	26	1.5
1/2"	15,000	13	40	16	39	207	51	30	3.0
5/8"	22,600	16	50	21	49	252	60	36	5.8
3/4"	35,300	20	60	23	65	290	70	53	10.0
7/8"	42,700	22	70	24	63	319	80	49	12.5
1"	59,700	26	80	25	69	343	99	56	15.0



Industrial Rigging & Supply