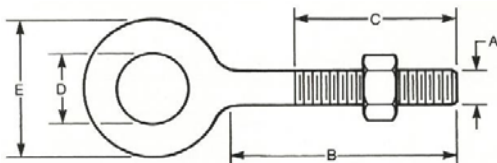


Clips Wire Rope - Forged

Conforms to Federal Specification FF-C-450, Type 1 - Class 1

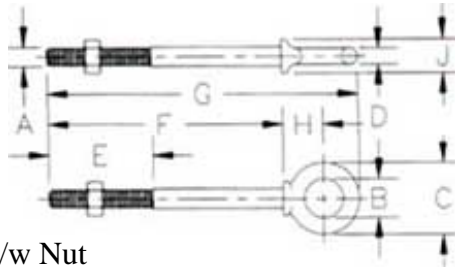
Rope Size (in)	Wt Per 100 lbs	Dimensions (in)						Use			Part Number
		D	B	G	A	E	F	Min #	Torque Ft.Lbs.	Min. rope turnback	
1/8	6	0.47	0.72	0.94	0.22	0.41	0.81	2	4.5	3-1/4"	2010216
3/16	10	0.59	0.97	1.16	0.25	0.50	0.94	2	4.5	3-3/4"	2010316
1/4	20	0.75	1.03	1.44	0.31	0.66	1.19	2	15	4-3/4"	2010416
5/16	30	0.88	1.38	1.69	0.38	0.72	1.31	2	30	5-1/4"	2010516
3/8	47	1.00	1.50	1.94	0.44	0.91	1.63	2	45	6-1/2"	2010616
1/2	80	1.19	1.88	2.28	0.50	1.13	1.91	3	65	11-1/2"	2010816
9/16	104	1.31	2.25	2.50	0.56	1.22	2.06	3	95	12"	2010916
5/8	106	1.31	2.38	2.50	0.56	1.34	2.06	3	95	12"	2011016
3/4	150	1.50	2.75	2.84	0.62	1.41	2.25	4	130	18"	2011216
7/8	212	1.75	3.12	3.16	0.75	1.59	2.44	4	225	19"	2011416
1	260	1.88	3.50	3.47	0.75	1.78	2.63	5	225	26"	2011616
1 1/8	290	2.00	3.88	3.59	0.75	1.91	2.81	6	225	34"	2011816
1 1/4	430	2.31	4.25	4.13	0.88	2.19	3.13	7	360	44"	2012016
1 1/2	540	2.59	4.94	4.44	0.88	2.44	3.41	8	360	54"	2012416
1 3/4	925	3.06	5.75	5.28	1.13	2.94	3.81	8	590	61"	2012816
2	1300	3.38	6.44	5.88	1.25	3.28	4.44	8	750	71"	2013216
2-1/4"	1540	3.86	7.13	6.38	1.25	3.19	4.49	8	750	73"	2013616
2-1/2"	1980	4.13	7.68	6.67	1.25	3.70	4.06	9	750	84"	2014016
2-3/4"	2200	4.37	8.31	6.89	1.25	4.88	5.00	10	750	100"	2014416
3"	3080	4.76	9.77	7.64	1.50	4.69	5.87	10	1200	106"	2014816
3-1/2"	3960	5.51	10.75	8.39	1.50	5.98	6.18	12	1200	149"	2015616



Bolt Eye Regular Nut Galvanized

(5 to 1 WLL, dimensions (in.) approx.)

Dia & Length	WLL (lbs)	Wt/100	Dimensions (in)					Part Number
			A	C	B	D	E	
3/8 x 6	1200	35.20	0.38	2.50	6.00	0.75	1.50	29138X06
1/2 x 8	2200	82.00	0.50	3.00	8.00	1.00	2.00	29112X08
1/2 x 10	2200	88.00	0.50	3.00	10.00	1.00	2.00	29112X10
5/8 x 8	3500	135.10	0.62	3.00	8.00	1.25	2.50	29158X08
5/8 x 10	3500	153.60	0.62	3.00	10.00	1.25	2.50	29158X10
5/8 x 12	3500	167.10	0.62	4.00	12.00	1.25	2.50	29158X12
3/4 x 8	5200	207.90	0.75	3.00	8.00	1.50	3.00	29134X08
3/4 x 10	5200	235.00	0.75	3.00	10.00	1.50	3.00	29134X10
3/4 x 12	5200	257.50	0.75	4.00	12.00	1.50	3.00	29134X12
1 x 12	10000	540.00	1.00	4.00	12.00	2.00	4.00	29101X12



Eye Bolt Shoulder c/w Nut

Hot Dip Galvanized Drop Forged (5 to 1 WLL, dimensions (in.) approx.)

Size	WLL	Wt.	Dimensions (in)									Part Number
			A	B	C	D	E	F	G	H	J	
1/4 x 2	500	6.6	0.25	0.50	0.88	0.19	1.50	2.00	2.94	0.50	0.47	27714X002
1/4 x 4	500	9.1	0.25	0.50	0.88	0.19	2.50	4.00	4.94	0.50	0.47	27714X004
5/16 x 2 1/4	800	12.5	0.31	0.62	1.12	0.25	1.50	2.25	3.50	0.69	0.56	277516X214
5/16 x 4 1/4	800	18.8	0.31	0.62	1.12	0.25	2.50	4.25	5.50	0.69	0.56	277516X414
3/8 x 2 1/2	1200	21.4	0.38	0.75	1.38	0.31	1.50	2.50	3.97	0.78	0.66	27738X212
3/8 x 4 1/2	1200	25.3	0.38	0.75	1.38	0.31	2.50	4.50	5.97	0.78	0.66	27738X412
1/2 x 3 1/4	2200	42.6	0.50	1.00	1.75	0.38	1.50	3.25	5.12	1.00	0.91	27712X314
1/2 x 6	2200	56.8	0.50	1.00	1.75	0.38	3.00	6.00	7.88	1.00	0.91	27712X006
5/8 x 4	3500	68.6	0.62	1.25	2.25	0.50	2.00	4.00	6.44	1.31	1.12	27758X004
5/8 x 6	3500	102.4	0.62	1.25	2.25	0.50	3.00	6.00	8.44	1.31	1.12	27758X006
3/4 x 4 1/2	5200	144.5	0.75	1.50	2.75	0.62	2.00	4.50	7.44	1.56	1.38	27734X412
3/4 x 6	5200	167.5	0.75	1.50	2.75	0.62	3.00	6.00	8.94	1.56	1.38	27734X006
7/8 x 5	7200	225.0	0.88	1.75	3.25	0.75	2.50	5.00	8.46	1.84	1.56	27778X005
1 x 6	10000	366.3	1.00	2.00	3.75	0.88	3.00	6.00	9.97	2.09	1.81	27701X006
1 x 9	10000	422.5	1.00	2.00	3.75	0.88	4.00	9.00	12.97	2.09	1.81	27701X009
1 1/4 x 8	15200	650	1.25	2.50	4.50	1.00	4.00	8.00	12.72	2.47	2.28	277114X08
1 1/4 x 12	15200	795	1.25	2.50	4.50	1.00	4.00	12.00	16.72	2.47	2.28	277114X12
1 1/2 x 15	21400	1425	1.50	3.00	5.50	1.25	6.00	15.00	20.75	3.00	2.75	277112X15

Eye Bolt Shoulder Nut -304 SS " Forged "

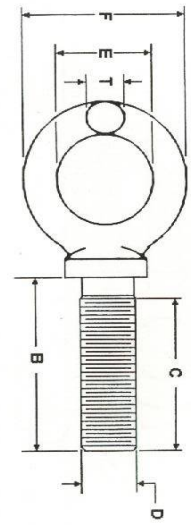
WLL 5:1	Size	Part Number
500 lb	1/4"x2"	277S14X02
500 lb	1/4"x4"	277S14X04
798 lb	5/16"x2 1/4"	277S516X214
798 lb	5/16"x4 1/4"	277S516X414
1196 lb	3/8"x2 1/2"	277S38X212
1196 lb	3/8"x4-1/4"	277S38X414
2195 lb	1/2"x3 1/4"	277S12X314
2195 lb	1/2"x6"	277S12X006
3493 lb	5/8"x4"	277S58X004
3493 lb	5/8"x6"	277S58X006
5189 lb	3/4"x4 1/2"	277S34X412
5189 lb	3/4"x6"	277S34X006
7185 lb	7/8"x5"	277S78X005
8675 lb	1"x6"	277S01X006
8675 lb	1"x9"	277S01X009





Bolt Eye Shoulder Machine

WLL (Lbs.)	Shank		Eye		Wt/100 Pcs.	
	Dia.	Length	I.D.	O.D.		
500	1/4	1	1/2	7/8	4.9	GR14BS008
900	5/16	1-1/8	7/8	1-1/2	8.5	GR516BS10
1300	3/8	1-1/4	1	1-3/4	14.0	GR38BS012
2400	1/2	1-1/2	1	1-3/4	29.5	GR12BS016
4000	5/8	1-3/4	1-1/4	2-1/4	58.0	GR58BS020
5000	3/4	2	1-1/2	2-3/4	88.5	GR34BS024
7000	7/8	2-1/4	1-3/4	3-1/4	129.0	GR78BS028
9000	1	2-1/2	2	3-3/4	198.5	GR1BS0032
15000	1-1/4	3	2-1/2	4-1/2	396.0	GR114BS36
21000	1-1/2	3-1/2	3	5-1/2	654.0	GR112BS40



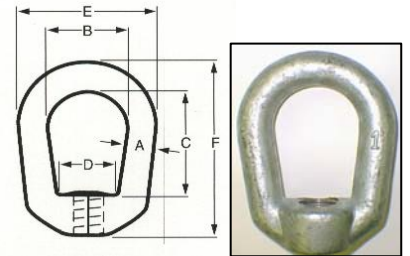
Bolt Eye Shoulder Machine (METRIC)

WLL T	Thread Size	Shank		Eye I.D.	Approx. Weight	
		Dia.	Length			
0.226	M6x1.0	6	25.5	12.5	.05	27900M6
0.362	M8x1.25	8	28.5	15.5	.09	27900M8
0.544	M10x1.5	10	31.5	19	.14	2790M10
0.998	M12x1.75	12	38	25	.29	2790M12
1.587	M16x2.0	16	34	31	.58	2790M16
2.358	M20x2.5	20	51	38	.89	2790M20
3.266	M22	22	57	44.5	1.29	2790M22
4.536	M24x3.0	24	63.5	51	1.99	2790M24
6.895	M32	32	76	63.5	3.96	2790M32



Eye Nut Galvanized WLL 5:1 **NOTE:** order by tap size, marking on eye nut is body stock diameter.

Std Tap Size	Dimensions (in)						Weight (lbs)	WLL (lbs)	Part Number
	A	B	C	D	E	F			
1/4	1/4	3/4	1 1/16	21/32	1 1/4	1 11/16	0.09	520	4000014
5/16"	1/4	3/4	1 1/16	21/32	1 1/4	1 11/16	0.09	850	4000516
3/8	5/16	1	1 1/4	3/4	1 5/8	2 1/16	0.18	1250	4000038
1/2	3/8	1 1/4	1 1/2	1	2	2 1/2	0.28	2250	4000012
5/8	1/2	1 1/2	2	1 3/16	2 1/2	3 3/16	0.58	3600	4000058
3/4	5/8	1 3/4	2 3/8	1 3/8	3	3 7/8	1.00	5200	4000034
7/8	3/4	2	2 5/8	1 5/8	3 1/2	4 5/16	1.70	7200	4000078
1	7/8	2 1/4	3 1/16	1 7/8	4	5	2.75	10000	4000001
1 1/4	1	2 1/2	3 1/2	1 15/16	4 1/2	5 3/4	3.85	15500	4000114



Eye Pad

Size	Inside Dia. of Eye	Outside Dia. of Eye	Dia. of Shoulder (in.)	Overall Height (in.)	Weight Pounds Per 100	Part Number
2	3/4	1-1/2	1-1/16	1-5/8	17.25	2640002
4	1	2-1/8	1-7/16	2-11/32	50.00	2640004
5	1-1/4	2-5/8	1-3/4	2-3/4	82.50	2640005



Eye Screw

Size	Part Number
1/4" x 2"	2750014
5/16" x 2 1/4"	2750516
3/8" x 2 1/2"	2750038
1/2" x 3 1/4"	2750012
5/8" x 4"	2750058

